

Three Quarter Height

Half Height



Single-Door

Internal fittings:

- Compartment has a fixed garment hanging rail with two coat hooks.

Three-Door

Internal fittings:

- Two intermediate fixed shelves.

Single-Door

Internal fittings:

- Compartment has a fixed garment hanging rail with two coat hooks.

Two-Door

Internal fittings:

- One intermediate fixed shelf.

Height - 1382mm	
Widths mm	Depths mm
225	300
300	380
380	450
450	500
	550
	600

Height - 1382mm	
Widths mm	Depths mm
225	300
300	380
380	450
450	500
	550
	600

Height - 900mm	
Widths mm	Depths mm
225	300
300	380
380	450
450	500
	550
	600

Height - 900mm	
Widths mm	Depths mm
225	300
300	380
380	450
450	500
	550
	600

Lock Options



Standard Deadlock

This simple and economical cam lock provides user access with a small, easily replaced key. The lock is supplied with two keys and a master key is available.



Hasp & Staple Padlock Fitting

Transfers responsibility for locking to the user. The user is required to secure the locker with a padlock (not supplied). This system provides flexibility at the loss of some control over allocation of lockers.

- * Helps cut lost property issues
- * Cost saving on nested lockers
- * Reinforced doors
- * Lock Options
- * UK Manufactured
- * BioCote Antibacterial paint finish

BioCote® - bacteria locked out

- BioCote® antimicrobial technology is incorporated into all Moresecure lockers and cupboards at the time of manufacture, offering constant protection against a wide range of bacteria.
- Field tests prove that storage equipment treated with BioCote® powder coating benefits from a 94% reduction in bacteria on their surface, helping create a cleaner and more hygienic working environment.




Colours and Finishes

BioCote® Paint Finish


Epoxy-polyester powder coat colours with BioCote® protection.

Standard Body colour is Light Grey (RAL 7035)



Light Grey (RAL 7035)


Standard Door Colours



Light Grey (RAL 7035)



Red (RAL 3020)



Blue (RAL 5002)




Green (RAL 6001)



Carmine Red (RAL 3002)




Yellow (RAL 1003)



Dark Grey (BS 00A11)



Electric Blue (BS 20 E 51)



Black (RAL 9005)

Pastel Door Colours



Sunburst Yellow (BS 10 E 50)



Candy Pink (BS 02 C33)



Light Violet (BS 381 C 797)



Turquoise (RAL 6034)

Note: due to the limitations of matching painted steel to the printing process, colours illustrated on this page offer a good, but approximate guide. For exact colour reference, painted steel samples are available upon request.

Locker Nesting

Lockers are supplied as nested units - lockers of the same overall dimensions, sharing common side panels, manufactured and supplied fitted together.

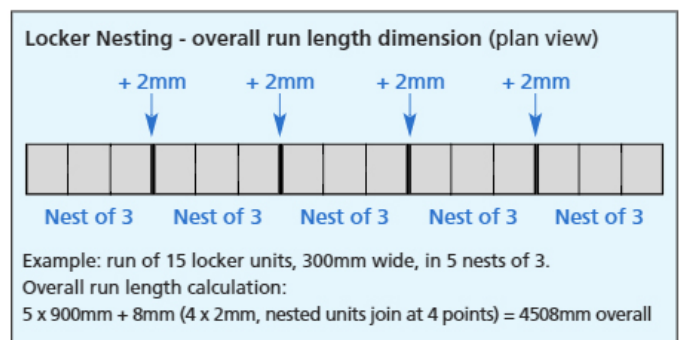
This saves on the steel used, giving you the most economical solution.



Overall Dimensions

When planning a locker room layout, allowance should also be made for the incremental increase in the overall length of locker runs, where nested units are butted together.

2mm is added to the overall length at each point where two nested units join together (refer to example illustrated, below).



BS 4680 - the standard for clothes lockers



Our standard duty lockers have been tested and conform to the requirements of the British Standard for Clothes Lockers BS 4680: 1996 'Standard Duty'.